


NETHERLANDS PHILATELY



JOURNAL of the American Society for Netherlands Philately

Volume 27/3

Netherlands Philately
5158 Cypress Court
Lisle, IL 60532

Dated Journal

2020
Mr. Hans Kremer
252 Balceta Ct.
Danville, CA 94526-5432

NONPROFIT ORG.
U.S. Postage
PAID
Permit No. 21
Ord, NE

ASN P



A non-profit organization registered in the state of Illinois
Founded in 1975 by Paul E. van Reyer

Netherlands Philately

THE JOURNAL OF THE AMERICAN SOCIETY FOR NETHERLANDS
PHILATELY

Volume 27, number 3

May 2003

Journal & Newsletter

Editor: Hans Kremer
252 Balceta Court
Danville, CA 94526-5432
hkremer@usa.net

Membership Secretary/ Publisher/Advertising Manager

Editor: Jan Enthoven
221 Coachlite Ct S
Onalaska, WI 54650
jenthoven@centurytel.net

Board of Governors

E. Matthews, Oakville, Ontario
Robert Kan, Elkton, MD
John Heimans, San Jose, CA
Gene Fricks, Clementon, NJ

President

Kees Adema
38 Fallow Field Road
Fairfield, CT 06430
dutch@mohawk.net

Vice President

Dries Jansma
111 Poplar Loop
Flat Rock, NC 28731-9793

Corresponding Secretary

Marinus Quist
116 Riverwood Drive
Covington, LA 70433

Treasurer

George Vandenberg
8232 Claret Court
San Jose, CA 95135
gvandenberg@bigplanet.com

Bookstore Manager

John den Boer
276 Sixpence Road
Killen, AL 35645

Auction Manager

Richard A. Phelps
P.O. Box 867373
Plano, TX 75086-7373

Librarian

Bill Chevalier
5573 Butano Park Drive
Fremont, CA 94538

British Representative

Richard Wheatley

German Representative

Dr. A. Louis

Dutch Representative

Max Lerk

Printed in U.S.A.

From the Editor:

Just when I started to write this editorial I received a call from Frank Julsen, with the sad news that Hans van Dieten had died. Usually you would find an obituary in the ASN P Newsletter, but since Mr. van Dieten was such a strong supporter of all things philatelic and also because the van Dieten Auction House has been a such long time advertiser in the Journal I thought it would be appropriate to have Hans' obituary (written by Frank Julsen) published here, even more so since the next Newsletter won't come out until July.

Also, going through the APS election ballot I just received, I noticed that long time ASN P member Benjamin Bump is running for the position of APRL trustee. It is nice to see how ASN P members are active in other organizations as well. Having ASN P exposure at other organizations will undoubtedly be to our benefit.

More good news I picked up from the Filatelie Website where I read that the 'Bond' in the Netherlands had awarded the prestigious 'van der Willigenmedaille' to our president Kees Adema. More about this in the July Newsletter.

When I put together this issue of the Journal I became aware of a dooming shortage of material for upcoming Journals. In order to stimulate members' contributions, it was decided to award a free one-year ASN P membership for the best article submitted by an ASN P member to next year's (Volume 28) ASN P Journal. With the regular election ballot you'll receive July 2004, you will also be asked to cast your vote for 'Best article by an ASN P' member. Start thinking about an article and when you have an idea start writing now. You'll find out that an article often builds as you go along. Taking the first step is the hardest part.

In this issue you should find quite a variety of material, from WWII Internee camps in the West Indies to a nice article on the production of the first Dutch postage stamps.

Enjoy the current issue; as always you might not like what we offer in this issue but in another four months the subjects could be quite different.

Hans Kremer

Table of Contents

| | | | |
|---|----|---|----|
| Obituary Hans van Dieten..... | 50 | Postal Stationery with Make-up Stamps | 61 |
| WWII Internment Camp on Bonaire..... | 50 | Wadden Eilanden (Commentary)..... | 64 |
| The Copieweg Camp for Internees in Dutch Guyana During WWII..... | 53 | A 17th Century Indian "Haste Post Haste" Letter (of Dutch Cochín)..... | 65 |
| Allied Censorship (Neth.)..... | 55 | The Production of the first Dutch stamps at the Royal Mint in Utrecht..... | 67 |
| Netherlands 12½ ct 1872 Issue..... | 56 | | |

Netherlands Philately is published 3x/year by the American Society for Netherlands Philately.
©Copyright 2003, the American Society for Netherlands Philately.

(Opinions expressed in the various articles in this journal are those of the writers and not necessarily endorsed by ASN P or this journal.)

ASN P is Affiliate No. 60 of APS.
Advertising rates are \$80 for a full page, \$45 for a half page and \$25 for a quarter page.

J.L. Van Dieten (1915-2003)

Johannes Louis Van Dieten, 'Hans' to his many friends and associates, has passed way at the age of 88 years. He was an icon of Dutch philately and his legacy to the hobby is legion.

His roots in Dutch philately trace back to his father's stamp shop begun in 1892 in Rotterdam, wherein his philatelic education began in the early 1920's. Eventually he continued the business until the premisses were destroyed in a WWII bombing raid. I might add that during the intervening time he was active in 'underground' work against the Nazi occupiers.

When peace returned he became active in philatelic auctions, eventually becoming the flagship so to speak of a group of notable stamp auction houses.

Failing health resulted in Hans retiring from the business, ceding it to Peter Storm van Leeuwen, who continues the legacy at Prinsessegracht in The Hague.

On a personal note: my friendship with Hans dates back to the late 1950's when we began a series of many visits in Holland as well as in the States and Canada which continued to date.

Simply put, I found him to be a person of integrity and a tireless champion of Dutch philately.

His presence will be missed within the hobby.

FWJ



From left to right: Hans van Dieten, Frank Julsen, and the late Larry Rehm

World War II Internment Camp on Bonaire

by Gustav A. Pohlig

(first published in Military Postal History Society Bulletin, Fall 1998, Volume 37, Number 4)

In the night of May 9-10, 1940, as German forces crossed into the proclaimed neutral territory of the Netherlands, all Germans living on the Dutch West Indies islands of Curaçao, Aruba and Bonaire, as well as sailors from ships that had looked for a safe harbor there at the beginning of the war, were arrested. At once they were taken by boat to Bonaire. This island was less important economically – the oil refineries were on the larger islands – and it had only 6,000, mostly black, inhabitants.

At first, the internees were taken to three schools: the men to the Catholic boys' school St. Dominicus, the women to the Catholic girls' school St. Benardus, and the

Dutch nationals who were considered a security risk to the public school, as there were no other accommodations available. The German group consisted of 85 women and children, 120 men and 220 sailors. The women had only two schoolrooms, which was most uncomfortable. On July 6 the sailors were handed over to the British, who took them to Jamaica and interned them in Kingston.

A new camp was set up, which was most difficult as all materials had to be imported. It consisted of prefabricated bungalows, provided by the Shell Oil Company of Curaçao. The camp was near the ocean, covering an area



Figure 1. Air mail letter dated Dec. 12, 1939 to Harnburg, Germany via New York. The writer was an officer in M/S Henry, which had entered the harbor of Willemstad at the outbreak of the war. Censor tape Riemer B-50.

of only 150 by 50 meters, although there was enough space available. There were four sections, surrounded by barbed wire: the camp for women and children, the camp for men, an area for the Dutch nationals, and one for the sentries. The camps could be occupied by August.

The women and children lived in huts originally built for workers. The accommodations consisted of bunkbeds, a table and stools. Bath and washrooms were in the corner of the camp, somewhat separated from the living quarters. A day room was available, furnished with tables and benches.

The men's camp consisted of a building 30 by 12 meters. There were no windows, but the doors at the ends

of the hut stood open most of the time. Between the walls and roof was an opening, covered by fine netting. There was a porch along one side of the hut with long tables and benches. Inside, there were three groups of 16 bunk beds with tables and benches in between. It was very crowded. Opposite the porch were the bathrooms, the washroom and the kitchen.

In the beginning, families did not live together. Twice a week the men were permitted to meet the women on the sports field which had been built in the meantime. Although the women were allowed to return to Germany in May, 1941, only 12 women and children went back. Women who were natives of the islands were released after some time, together with their children.



Figure 2. Letter from the camp on Bonaire to Aruba, Feb. 1, 1941. The front bears the cramp stamp and the censor stamp Wolter W a 2. On the reverse: Aruba postmark from date of arrival, and censor mark Wolter W a 4.




Figure 3. Airmail letter, Oct. 10, 1941 to Germany. The letter was intercepted and censored in Bermuda (PC-90 closing tape, Wolter Bermuda b 3), and eventually returned to the sender marked "Service Suspended" (backstamped Curaçao Sept. 13, 1942). The censor or postal officials apparently did not understand that the return address was an internment camp, which meant that the letter should have been forwarded through a neutral country. There is a red "18" on the front (Wolter a 3, barely visible on the copy) from Curaçao. The return marking has been crossed out with a manuscript note "Prisoner of War Mail," emphasizing the service that should have been provided, but whether the letter was finally sent to Germany cannot be verified.



In 1943 the administration changed from military to civilian hands. For quite some time internees who had lived on the islands for a long time had complained about the tactless treatment. Now things changed. Men could now live with their families in bungalows made available by the departure of some of the women. Only 40 single men stayed in the men's camp. Children were allowed to attend school in Kralendijk.

As was the case in other internment camps for Germans, there were tensions between Jewish and non-Jewish families. This problem was solved by giving Jewish families their own bungalows.

Food was sufficient, although there were complaints about the lack of fresh vegetables and fruit. Almost all provisions had to be imported, which caused some difficulties. Each internee had six liters of water (about 1 1/2 gallons) a day, part of which was used in the kitchen. Bonaire is very arid, and water is not always plentiful. The question of cleanliness was not a problem, as the internees were allowed to swim in the ocean twice a day.




Figure 4. Letter from Bonaire to Washington, D.C., Apr. 18, 1942. The uncensored letter has on the front a hand-lettered note by the writer: "GOD PUNISH HITLER AND THE REST/OF THE WHOLE ROTTEN PEST/GOD PUNISH THEM WITH FIRE AND SWORD/ALL NAZIS, FASCISTS, JAPS. I BEG YOU, LORD."

The tropical climate influenced the mental state of the internees, but in general they were healthy. Physicians were available if necessary. There were some difficulties with the treatment of dental problems, as there was no dentist on the island, and the private dentists on Curaçao refused to come to Bonaire. A small boat arrived once a week, and an airplane landed twice weekly, either of which could take sick people to the hospital if necessary. Although the government provided a dentist, he was so busy that this caused grievances. Difficult cases had to be treated in Curaçao anyway. This, too, led to complaints, as the internees had to stay in the jail overnight, and had to pay for the treatment as well.

Entertainment consisted of sports and reading. There was a small library with German magazines and books. Every month inmates could write two letters. There were special pre-printed envelopes available, but regular envelopes were used as well. Mail was postage free, of course, but air mail needed postage. The amount of incoming mail was not restricted.

The list of names from 1944 shows that there were 40 men in the men's camp, all born between 1880 and 1914; 22 couples in the family camp, all born between 1880 and 1920 with 31 children born between 1931 and 1944; and one elderly woman.

The camp was closed in 1946. Many Germans went back to Germany; those who were on their way to South America when the war broke out continued their journeys; and those who had originally lived on the islands tried to start their lives all over again.

References:

Information pamphlet published by the German government about the situation of the Germans in Dutch Guyana, Curaçao and Jamaica, July 7, 1941.

Reports by the representative of the International Red Cross of July 1940; August 1941; April 1943; and June 1944.

Riemer, Karl-Heinz, *Die Überwachung des Auslandsbrief-Verkehrs Während des II Weltkrieges durch deutsche Dienststellen*, Neue Schriftenreihe Poststempelgilde, Rhein-Donau, Heft 88, 1979.

Wolter, Karl Kurt, *Die Postzensur Band II (1939-1965)*, Munich, 1966

Editor's Note: Another excellent reference is:

Julsen, Frank W., Benders A.M., *A Postal History of Curaçao*, The Hague, 1976




Figure 5. Pre-printed lettersheet from Bonaire to Colombia, dated Feb. 28, 1947. Some internees must still have been in the camp although it is reported closed in 1946.

The Copieweg Camp for Internees in Dutch Guyana During World War II

by Gustav A Pohlig

(first published in *Military Postal History Society Bulletin*, Spring 1999)

On May 10, 1940, as German forces invaded the neutral Netherlands, all male Germans living in Paramaribo, Dutch Guyana, as well as some sailors, were arrested during the night. They were taken to Fort Zeelandia, a prison, then to Buitengasthuis, a quarantine station. Finally they were sent to the Monastery Mediapoer in Copieweg, about 20 km. south of Paramaribo. The sailors were soon handed over to the British and interned in Jamaica.

On May 24 the women and children were also arrested and, for the time being, were taken to the sugar plantation Marienburg. The building was completely dilapidated, and the room in which all had to live had first to be cleaned. In the fall of 1940 the women and children were taken to Voorburg, 12 km. east of Paramaribo, and then to Groningen, a resort 30 km. west of the capital. The living conditions were much better, and the internees enjoyed relative freedom.





Fig. 1 Airmail letter to Curaçao, sent April 15, 1945 (front and back). Censor mark Wolter a5. Closing tape on reverse is unlisted by Wolter.

When the authorities gave them the choice of returning to Germany or joining the men at Copieweg, the women decided on the latter, as they were probably apprehensive about the safety of the long trip home.

In the beginning, the Copieweg camp consisted of a one-storied wooden building of the monastery. It was so crowded that a part of the land, which was shaded by large trees, was fenced in. When the women and children joined the group, 12 wooden barracks were constructed. Each had three rooms with a porch. Twenty-four men, 27 women (three were unmarried) and 34 children lived in this family compound. The first three huts were occupied by Jewish families.

Fig. 2. Reply postcard by the camp, sent Oct. 7, 1946 to Canada. Reply side was not used and is still attached. ↓



In the camp for men - the above-mentioned wooden building - lived 48 men, 12 in a room. They had small gardens and kept chickens and rabbits. Sanitary conditions were satisfactory. Beds had mosquito nets. A physician from the next village treated the sick. There was no infirmary in the camp, and internees complained about the lack of medication. Only one man died during the internment: he had tuberculosis.

From reports of the Swiss representative, the lack of money was a constant complaint. Private accounts had been frozen and released only in very small amounts. Transfers of money from Germany took a very long time. Shipments of books for the library were held for months. The camp store had merchandise and food, but lack of money limited purchases.

Children were instructed in the camp school, and the grown-ups studied languages, mainly Spanish and English. The lack of instruments limited their musical entertainment.

Internees complained about the poor conditions of their beds and the lack of other furniture, but eventually could get furniture from their former houses.

At first internees could write one letter and one post card per month. This was later increased to two letters and

two post cards. Local mail was not limited. Contact with Germany, however, was rather sporadic as there was only irregular ship traffic, and the fee for air mail was too high for the limited amount of money at their disposal. All mail went via neighboring Venezuela.

Starting in July 1946 the internees were freed, but there were still some left in the camp in March 1947. It is possible that problems with transport possibilities were the reason.

References:

Publication by the German Foreign Office, Berlin, 1941.

Reports by the Swiss Representative to the International Red Cross in Geneva of Jan 3, 1942, Apr. 24, 1943, Apr. 9, 1944.

Wolter, Karl Kurt, Die Postzensur, Band II, Munich, 1966.

Editor's Note: Other references are:

Riddell, Dr. J.D., Suriname, A Postal History, 1700-1956, London, 1969

van Westering, Paul Chr., Postcensuur in Suriname, 1939-1947, De Postzak #99 - #108, June 1973 - December 1975

Allied Censorship (Neth.)

by Hans Kremer

Note: When I asked Mr. Pohlig for permission to translate his articles about WWII internees in the Dutch West Indies (both articles are printed in this issue of Netherlands Philately), Mr. Pohlig not only gave me permission, he also supplied me with the original illustrations. He went even further and submitted additional illustrations. One of these illustrations (shown here) had an "A.C.N." marker on it. Mr. Pohlig did not know the meaning of this marker so I had to find other sources to get an answer. I contacted Mr. Hans Holdijk in the Netherlands who is very knowledgeable about censor mail and maintains a beautiful Website (<http://www.hsp-veldpost.nl/>). Hans told me that the story behind this marker could be found in "van Doorn, Drs. W.J., Posthistorische Studies # 3, Enkele postale problemen in Nederland en Nederlands Oost-Indië na de bevrijding, 1975". This publication is available through the ASNPL library. What follows is extracted from this publication.

Allied Censorship Netherlands

In the fall of 1944 the Southern part of the Netherlands was liberated (the rest of the country had to go through the 'hunger winter' before it too got liberated (May 1945)). The Dutch Government in exile (located in London) declared martial law in the liberated parts of the Netherlands. This meant that all mail could be censored, however, the Dutch Censor Service was subordinate to

SHAEF (Supreme Headquarters Allied Expeditionary Forces).

As per March 4, 1946 martial law ended. This meant that the Dutch authorities no longer legally could censor the mail to Germany. As of April 1, 1946 regular mail service between the Netherlands (and most likely its colonies, although the referenced publication doesn't mention it in so many words) and West Germany was restored. However, the Allies were in favor of still censoring mail to these countries, but they didn't want to spend any resources on it. What to do?

After negotiations with the Dutch government (which 'owned' the Dutch postal services system) the following was agreed upon:

1: To use a house which was part of the British Embassy would circumvent the problem of having 'Dutch censorship.' The address of this house was the Persilhouse, Stadhouderskade 12-20, in Amsterdam.

2: The "Nederlandsche Censuurdienst" (Dutch Censor Service) would be re-named the "Allied Censorship Netherlands" (A.C.N.).

3: The Dutch employees would be working for the Allied Censor Services, but they would be paid by the Dutch PTT.

4: All mail handled by the Dutch PTT and destined for Germany and Austria would be subjected to censorship by the A.C.N.

So, although technically this censorship could have, and probably should have taken place in Germany and Austria, it was handled in Amsterdam.

There is uncertainty about the date the first mail was censored this way. The referenced author mentions June 1946 as possible earliest date.

The author goes on to say that mail to and from German POW's in the Netherlands was also subjected to this censorship. It does not mention POW's of overseas camps.

The (white) labels are 30 mm high, with a black horizontal bar on top and bottom, with the following text in between:


Opened by
ALLIED CENSORSHIP (NETH.)
C2 L 2269-46

At the bottom of the label are 'printers marks', of which the following types were found:

- C2 L 2269-46
- C2 L 2362-46
- C2 L 2777-46

The round A.C.N cancel has a diameter of 25 mm, although they have also been seen them with a 24 mm diameter. The number represents a censor employee's number.

The censoring of mail to Germany officially ended on November 19, 1947; it was also the end of the A.C.N.



Letter sent (8-28-1946(?)) from the Bonaire Internment Camp to Germany. Opened by Allied Censorship Netherlands. Illustration courtesy of Gustav Pohlig

Ref:
van Doorn, Drs. W.J., Posthistorische Studies # 3, Enkele postale problemen in Nederland en Nederlands Oost-Indië na de bevrijding, PO&PO, 1975.
Pohlig, Gustav, Personal correspondence, 2003

Netherlands 12½ ct 1872 Issue

by Ed Matthews

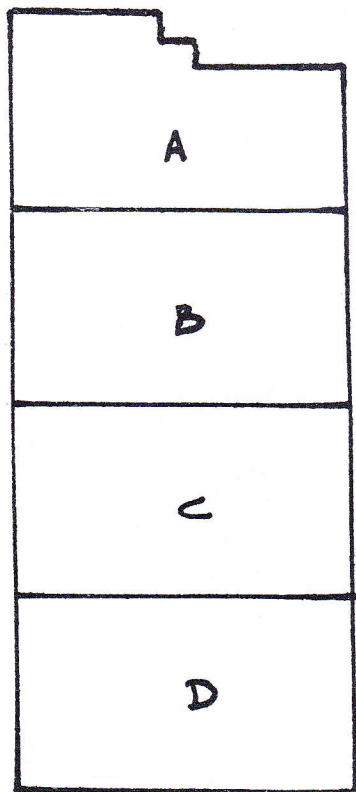
Introduction

In 1871 prepayment of postage became obligatory and a large increase in the consumption of stamps was expected. In 1872 the Dutch Post Office issued a new series of stamps in the values of 5, 10, 15, 20, 25, 50 ct and 2.50 Gld. This series mirrored the 1867 issue except for the addition of the 2.50 value. The intaglio printing used up to that point was replaced by typography which was considerably cheaper. The basic printing material for this issue was supplied by the Staatsdruckerei in Berlin.

In the 1960's and '70's I plated the 10, 15, 20, 25 and 50 ct values of this issue; this was made possible by the

valued assistance of the Dutch Postal Museum (today the Museum for Communication) via Jan Dekker and the generosity of Ebby Gerrish OBE who supplied me with quantities of used stamps. Unfortunately Ebby Gerrish passed away before I could start on the study of the 12½ ct, and although Jan Dekker made an effort to lay his hands on the 12½ ct stamps, he was unsuccessful. He did supply me with a photograph of the one existing sheet of these stamps at the Museum, but this photograph was of relatively poor quality and I couldn't use it.

The visit to Amphilex 2002 gave me an opportunity to go to the Museum in The Hague and examine this sheet. I made the arrangements through Mrs. M. Erkelens,



assistant conservator postal values and on August 29 I made a thorough study of this sheet. The cooperation at the Museum was absolutely first-rate!

The printing form for the sheet of 200 stamps was made up of 4 plates of 50 subjects held together in a frame.

The diagram at left shows the Museum sheet; missing are positions A 4 to 10 and A 16 to 20.

I have called the plates A, B, C, and D starting from the top.

The 12½ ct value

At the time this series was first issued, mail to and from foreign countries was subject to a welter of complicated rates of postage which varied from country to country and by the routing chosen. Postal clerks frequently made mistakes in calculating the appropriate rate when unusual destinations were encountered.

In 1875 the Universal Postal Union made an end to this situation by proposing that all such mail be prepaid at the fixed rate of 50 goldcentimes, equal to 12½ ct, for a single weight letter.

Thus the reason for the appearance of the 12½ ct value in 1875. Ultimately, some 75,542,900 stamps or 377,714 sheets of 200 stamps were used surpassing even the 10 ct value at 67,241,075 stamps.

Below is a diagram showing the usage in sheets over the period that the 1872 12½ ct was current, along with the various perforations in use. Note that the first printing was in sheets of 150 stamps rather than the normal 200 stamps - evidently one plate of 50 was not satisfactory and was rejected, but the stamps were needed so the first printing was made from 3 plates instead of 4. The dotted portion in the 1891 column represents the volume of 12½ ct stamps from the 1891 issue.

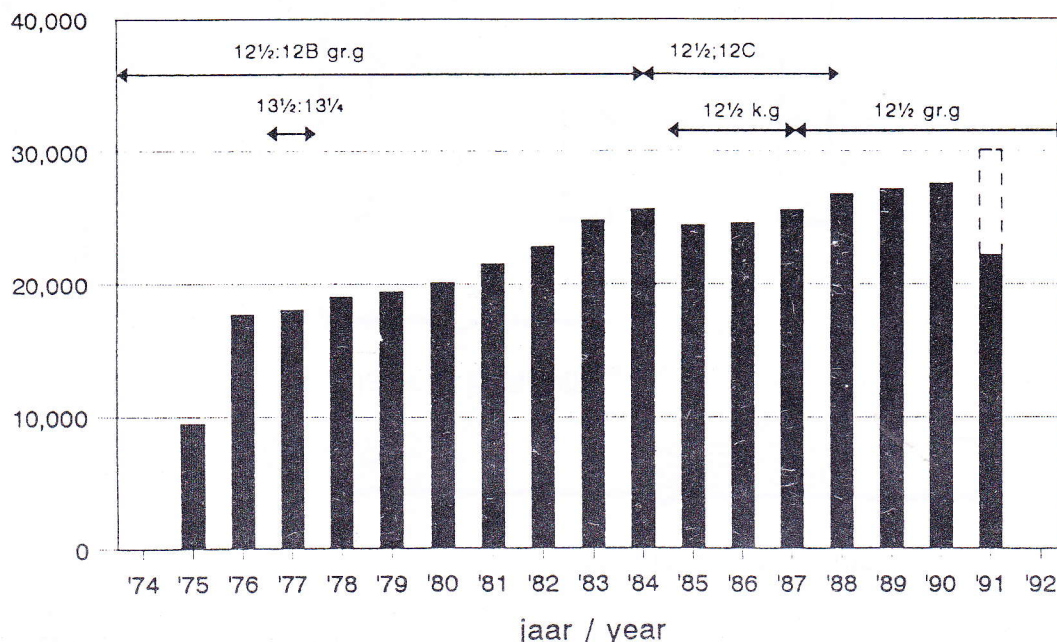
The printing material

Originally the Staatsdruckerei had supplied a steel die with the King's head but without a value. They furnished separate steel plugs with the numerals of value, matrices for all values (two for the bicolored 2.50 Gld stamp) and five printing plates per value; in a pinch you can use a printing plate as a matrix to produce another matrix to prepare new printing plates.

Refer to the diagram "How the 1872 plates were made".

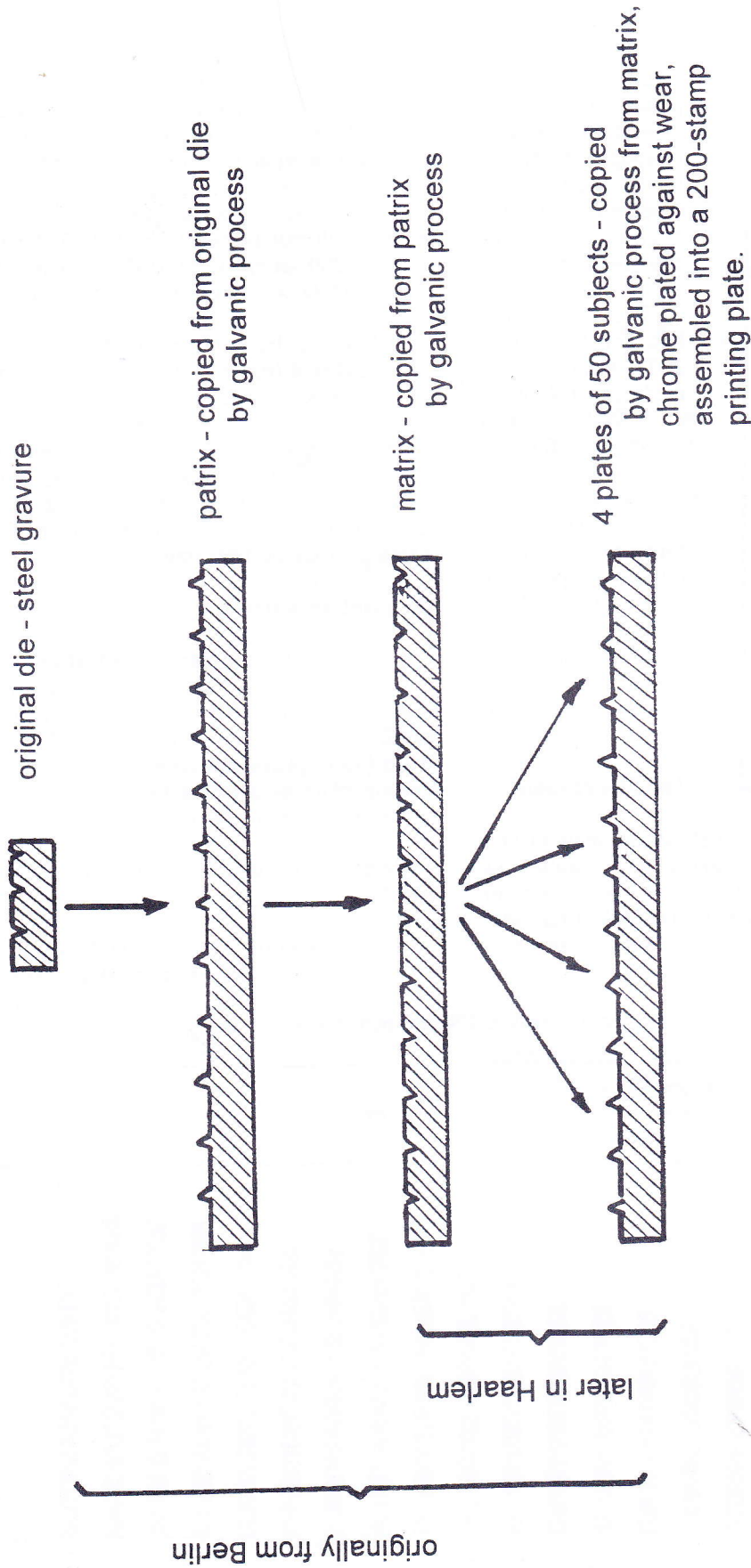
In the case of the 12½ ct value, Enschedé, the printers, had to start from the original steel die, make a 12½ plug

Distribution of sheets of 200 and perforation by year



(1250 sheets of 150 were supplied in 1875) gr. g = large holes; k. g = small holes

HOW THE 1872 PLATES WERE MADE



Berlin sent to Haarlem 34 printing plates and 8 copper matrices, 4 plates for each cent value + 1 spare (can be used as matrix).

There is a difference between the number of plates observed to have been used to print stamps, and what Enschede had in reserve.

Chrome-hardened plates are good for about 200 - 300,000 impressions.

Plate flaws of the 12½ ct 1872

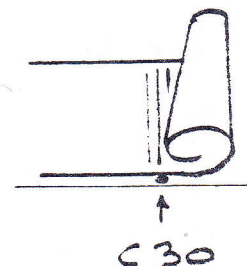
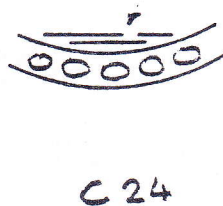
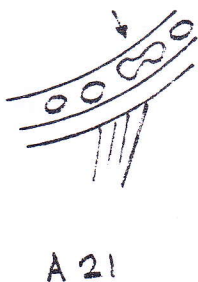

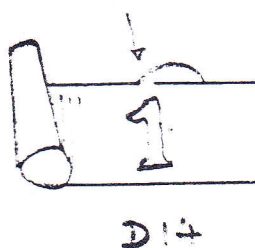
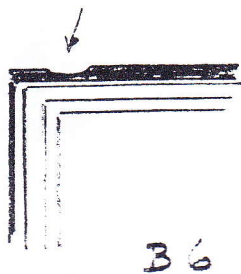
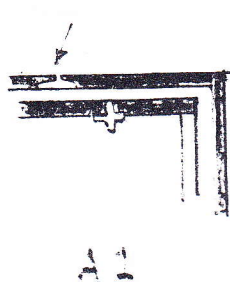
primary flaws:




pos. 23, with the only primary flaws found. these flaws occur on the proof sheets and all printings from all plates

It is interesting to note that neither the NVPH catalog nor the Special Catalog for Plate flaws shows any primary or secondary flaws for the 12½ ct 1872. In contrast they show quite a number for the values issued in 1872.


secondary flaws:



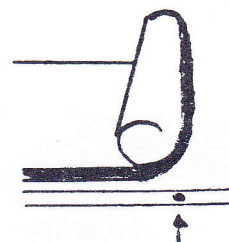


B 31


the Gerrish collection had this treble top frame in perf 11½ : 11, 13½ : 13¼, 12½ s.h. and 12½ 12 C, i.e. from 1875 onwards, but it is not primary!



A 31



B 34



D 34

looks like a 2



C 36




D 39




C 37



A 41



A 42



+



D 43



A 44



C 41

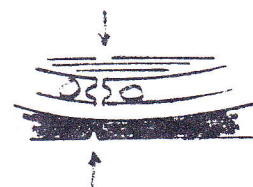


C 45



2nd =

D 45



C 29

and produce a patrix, a matrix and the required printing plates. The inventory of 1884 showed eight plates available for this value. When I examined the nearly complete sheet of the 12½ ct value still extant, I was amazed at the quality of the printing.

This sheet is perforated K 12½ large holes and so dates from around 1888 - 1889 and it seems that the original four plates of 1875 had just been replaced by four brand-new ones. These plates are near perfect. That says something about the skills at Enschedé that they produced better quality plates than they had received from Berlin.

Plating the 12½ ct

Back in the '70's I found one primary flaw on position 23. Minute examination of the Museum sheet did not reveal any other primary flaws! This is rather amazing figuring that the other values studied earlier had all kinds of primary and secondary flaws.

Note:

The source of a primary flaw is the matrix - all plates made from this matrix will show the fault and will tie a stamp to a fixed position on all plates.

A secondary flaw is a flaw on a given plate and it ties a stamp to a fixed position on that plate only.

I did find some small flaws which are pictured below, but I want to reiterate, these are not primary flaws!

It is interesting to note that neither the NVPH catalog nor the Special Catalog for Plate Flaws shows any primary

or secondary flaws for the 12½ ct. 1872. In contrast they show quite a number for the other values of that issue.

References:

1. NVPH Speciale Catalogus 2000.
2. *Emissie 1872*, issued by "De Stichting Emissie 1872", fall 1999.
3. Maandblad - November 1964. p.514 - 518. *De Haarlemse postwaardenproductie in de 19e eeuw*, emissie 1872, by Jan Dekker.
4. Maandblad - Jubileum nummer 1972. p.382 - 385. *Nederland 10 cent 1872*, by Edw. Matthews. (see also ASNP Journal Vol. 2, Number 1)
5. Maandblad - September 1975. p.460 - 465. *Nederland 20 cent 1872*, by Edw. Matthews (see also ASNP Journal Vol. 6, number 1)
6. Maandblad - Mei 1977. p.356 - 362. *Nederland 25 en 50 cent 1872*, by Edw. Matthews. (see also ASNP Journal Vol. 2, number 4, and Vol. 7, number 1)
7. Maandblad - Juni 1978. p.398 - 401. *Nederland 1872 - 15 cent*, by Edw. Matthews. (see also ASNP Journal Vol. 4, number 2)
8. Speciaal Catalogus 1980 *Plaatfouten Nederland*, by J. van Wilgenburg.
9. Private correspondence with Jan Dekker and Ebby Gerrish.

Postal Stationery with Make-up Stamps

(A comment as well as background information about the 1933 National Crisis Committee Postal Cards)

by Les Jobbins

I am writing in response to the article "Postal Stationery with Make-up Stamps" which was published in Volume 27, number 2.

Under the sub-heading "The good cause" it is quite rightly said that the radio quiz organized on behalf of the National Crisis Committee in October 1933 was the first time additional postage stamps could be affixed to postal stationery in order to compete for prizes and raise funds; for a specific good cause. However, in the translation as published, these postage stamps are described as "additional postage". I do not feel that this is the correct terminology to use because in no way were these postage stamps being used to pay a postal fee.

In *The Netherlands Philatelist*, Volume XX, Number 3, March 1995 we published a translation of the article "THE POSTCARDS OF THE NATIONAL CRISIS COMMITTEE" which was written by C. Stapel and

originally published in 'De Postzak' Number 135, March 1983.

In the article Mr. Stapel explains that the idea of organizing a competition with the solution having to be sent in on a Crisis postcard came from a Mr. H.G.D. Coppens. To take part one would have to pay an 'entrance fee' by affixing postage stamps to the card. This would 'kill two birds with one stone' in that it would stimulate the sale of the special postcards each of which carried a surcharge to raise funds and the additional postage stamps would also provide additional funds for the N.C.C. It was recognized that there was a need to obtain permission for stamps to be used in this way and following discussions and the exchange of letters with the P.T.T., agreement was forthcoming but a Royal Decree was needed. A draft was sent to Queen Wilhelmina on 27 September and on 2 October she signed it.



Fig. 1 In 1933 three postal cards were issued to raise funds for the National Crisis Committee.

The special radio broadcast containing the listeners competition was held on 3 October. We do know that the competition did stimulate a very good sales figure for the inland rate card, approximately 70% of the total printing for this card (the 5 cent). For the local rate card (the 3 cent) approximately 30% of the total printing was sold and for the foreign rate card (the 7½ cent) approximately 20% of the total printing was sold.

The Royal Decree read as follows:

Royal Decree, 2 October 1933, Statute Book (Staatsblad) 509.

DECREE, to allow the cooperation of the Government Department for Post, Telegram and Telephone Services in the collection of money in aid of the National Crisis Committee.

We WILHELMINA Etc:

On the recommendation of Our Minister of the Interior on 27 September 1933, No. 3, Governing Body of the Post, Telegram and Telephone Service, serving to allow the cooperation of the postal services in the collecting of money in aid of the National Crisis Committee;


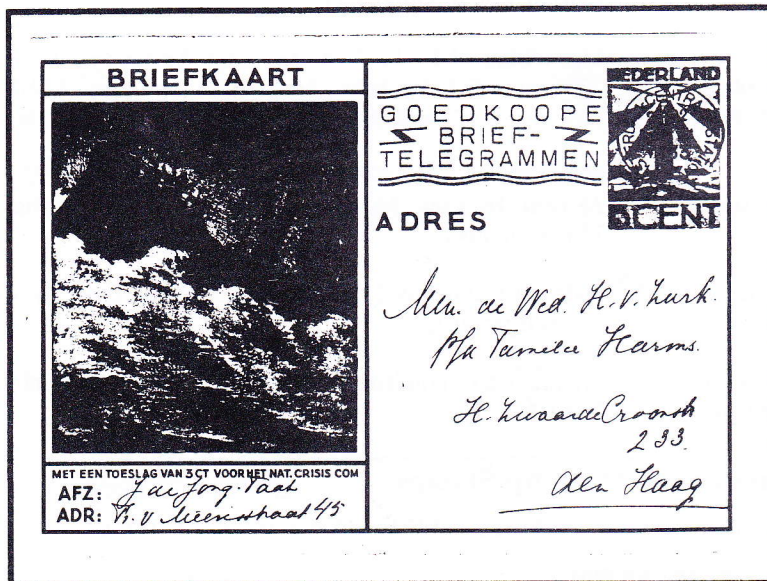
In view of Article 23bis of the Post Law (Statute Book 1919, No. 543) lastly changed by the Law of 4 February 1932 (Statute Book 32);

Have approved and decided as follows:

Sole Article

Permission is granted to the National Crisis Committee, The Hague, for the collection of money in aid of that committee by way of the special postcards issued as a result of Our Decree of 9 April 1932 (Statute Book 160) on which the senders can affix one or more unused Netherlands postage stamps, the value of which is destined for the benefit of the named committee.

The Governing Body of the Post, Telegram and Telephone Service, without



prejudice to the definition in the third paragraph of Article 2 of our previously quoted Decree, will pay to the aforementioned committee an amount in respect of every postcard which will be equal to the total value indicated on the stamp imprint plus the value of postage stamps affixed to the said postcard, after deduction of the postage due for the postcard.

This payment will only be made in respect of the special postcards delivered to the Governing Body of the Post, Telegram and Telephone Service by not later than 1 February 1934. The cards to which the additional stamps have been affixed will be put at the disposal of the Government Department for Post, Telegram and Telephone Services by the Committee.

As compensation for the administrative costs which will be incurred by the Government Department, the aforementioned Committee will pay the Department a fee of fl 1.00 per 1,000 postcards handed in.

Our Minister of the Interior has been charged with the execution of the Decree, which will be placed in the Statute Book.

Het Loo, 2 October 1933.

WILHELMINA

The Minister of the Interior, J.A. de Wilde.

(Issued 13 October 1933)

It will be noted that the draft was submitted on 27 September and the actual Decree was signed the day before the competition took place but all the necessary arrangements for the competition had been made because approval was anticipated. The radio presenter, Koos Koen, imitated the voices of ten persons talking about their holidays. The listeners, with the help of pictures published in newspapers, had to combine each voice with a holiday resort.

A total of 173,960 solutions were sent in and there were nearly 2,000 prize winners. The total value of additional stamps affixed to these cards was in excess of fl 51,000. Heldring & Pierson, bankers in The Hague, processed all these cards for the N.C.C. without reward. The P.T.T. decided to sell 3,000 of the competition cards and they were sold in 5 lots of 600 each at an auction on 13 December 1933 with the lots selling for f24.10, f35.15, f18.00, f20.25 and f45.15 respectively. Although according to the Decree shown above the cards were at the disposal of the P.T.T., they did not consider it right to keep the proceeds of the auctioned cards themselves. Therefore these very insignificant (f142.65) proceeds were passed on to the N.C.C.




Fig. 2 Front and Back side a 3 cent (local) postal card, with the solution to the quiz held on October 3, 1932 and with an additional 27 cent of postage to benefit the National Crisis Committee. The return address on all 'quiz cards' were blacked out to protect the privacy of the sender.

The Wadden Eilanden (A Commentary and Correction)

by Frans B. Leijnse (Translated by John Van Rysdam)

Note: The following reaction to the article about the Dutch 'Waddeneilanden' (Netherlands Philately Vol. 27/2; January 2003) was received.

Dear Mr. Van Rysdam:

I enjoyed reading your article about the Dutch Waddeneilanden. As you said yourself it is an article for the "general collector" but it also gives a lot of information about the islands themselves I did notice, that you have an interest in this subject, for which reason I give you some more detail in order to correct some misunderstandings which are showing up in the philatelic literature.

1. The precursors of the so-called ATP cancels, which were issued by the "Statenpost" in 1749 were the Amsterdam 6 St. cancels with the letter T between the cords of the post horn, above the city crest. They were in use from 1709 till around 1754 (see Korteweg 10-1, -2, -2a, -3, and -4)

2. There is also a misunderstanding about a rate, which has been copied from writer to writer, about the Korteweg 14-1 and -2 cancels.

The 3 ST. (stuiver) rate was only valid for the "geringe Luyden" (poor people) in Amsterdam and had to be paid in that city. Contrary to the write ups it had not to be paid by the sailors on the ships waiting at the Texel coast, but by the addressee in Amsterdam. (Refer to the attached Rate listing Amsterdam No.4) The term "bijgegeeven" has to do with the FRANCO cancels. They were made mandatory in 1759 for mail TOWARDS the coast; they are known in width of 6 mm, 5mm, and 4mm.

3. The following overview gives a good understanding of the time frame:

Till 1668: Mail transport by package-boat. The rate for a letter to or from the Texel Coast was 10 st. in the summer and 14 st. in the winter.

1668-1706: Private Trial Period: Roelof de Hulter and others with an Amsterdam Municipal license.

1706-1753: Texel Postcomptoir of Amsterdam

1753-1795: Texel Mail from the "Statenpost"

1778: Extension of Mail route to Vlieland.

1795-1811: Texel Mail during the Batavian Republic and the Kingdom Holland.

About 1802/3: Mail route extended to Terschelling

1811-1814: Post office Texel in Department no.118 Zuyderzee.

1814-1815: Restoration of the Independence (Distribution Office)

1815-1850: Distribution Office for Den Helder, Texel, Vlieland and Terschelling

1850-1861: Postal Law 1850: Distribution Offices become Sub-Offices.

Note: The Texel post office was till 1861 housed in Oudeschild.

1861: Post Office Texel moved to Den Burg, with the sub-offices in Oudeschild, de Waal, de Cocksdorp and Oosterend, later de Koog, Den Hoorn and Eierland were added.

Also in 1861 Vlieland and Terschelling became sub-offices of den Burg on Texel.

The ASNP likes to thank Mr. Leijnse for his valuable comments and additions to the Wadden Eilanden Postal History J.V.R



T:3:ST cancels showing the wrong use as "tarief voor matrozen" (SailorsRate). Refer to the Amsterdam No. 4 Rate table for the correct use.

(21)

Amsterdam. No. 4. *Lijst der Brievenportens, soo als die gebruyen worden aan het Texels Postcomptoir te Amsterdam, soo van die aankoomen als die van welke by het verstreken Franqueergeld word ontfangen.*

| | Enkelde Brief | Aan geringe Luyden in Amsterdam geadrefteert. |
|---|------------------|---|
| Uit Texel of van de Scheepen koo- mende | 6 stuiv. | 3 stuivers. |
| De dubbelde na advenant. | | |
| Na Texel of na de Scheepen gaande word bygegeeven | 6 — | 6 — |
| De dubbelde na advenant. | | |
| De uitgaende en inkomende Scheepen betalen | | |
| Na de Middelandische Zee | 1 stuiv. 8 penn. | |
| Na Engeland | 1 — | 4 — |
| Na Vrankryk | 1 — | 4 — |
| Na de Oultzee | 1 — | 8 — |

24. (pag. 37) Amsterdam, 1752. Lijst der Brievenportens. (Kleine Postkroniek van Amsterdam).

Copy of Amsterdam No. 4 Rate Table of 1749 showing the reduced rate for "geringe Luyden in Amsterdam" (poor people living in Amsterdam)

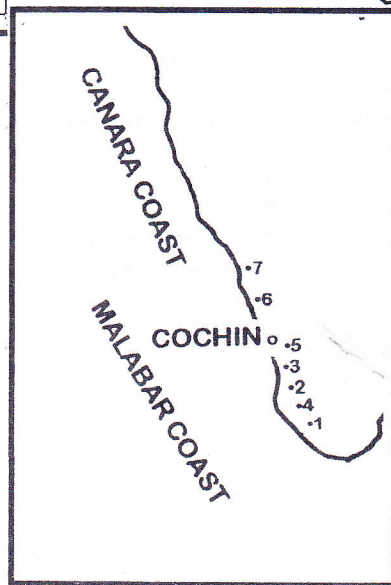
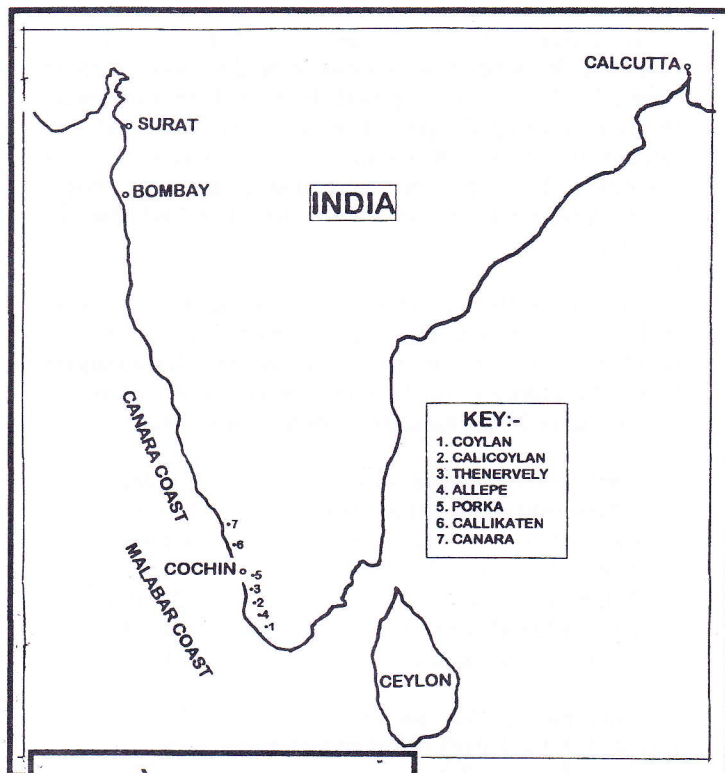
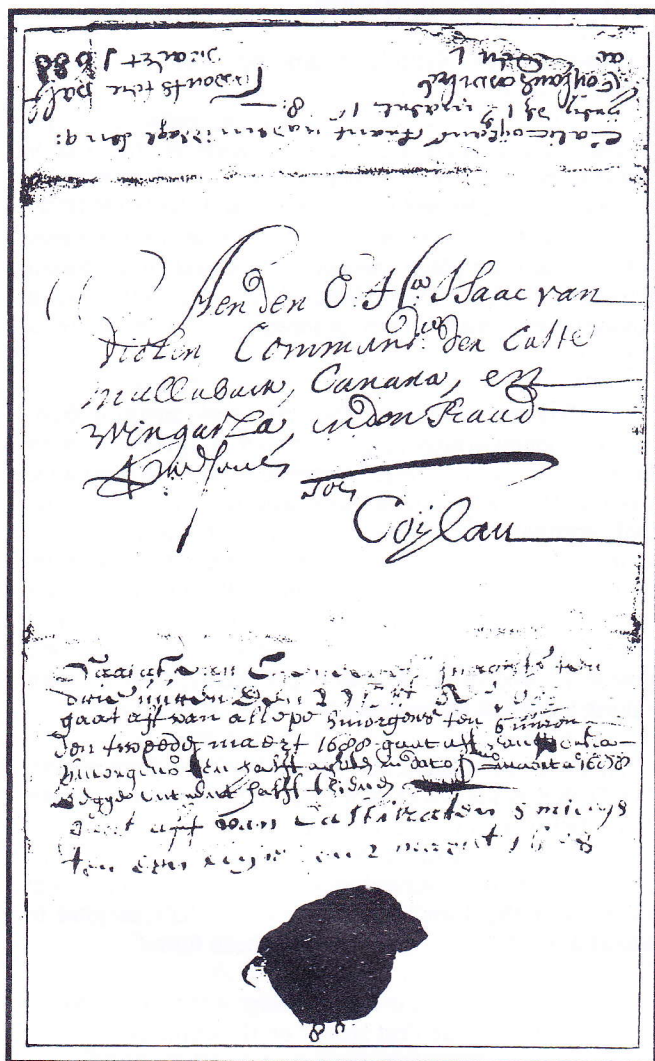
A 17th Century Indian Express "Haste Post Haste" Letter (of Dutch Cochin, 1688)

by James Grimwood-Taylor, F.S.P.H.

Until recently, I was unaware of the "Haste Post Haste" system of timed town-by-town Postmasters' endorsements outside the few rare British examples that survive from the 1500's to the mid 1600's. However, by an extraordinary stroke of luck, a 1688 letter sent as an Express letter in Southern India has survived; it has all the characteristics of a classic English "Haste Post Haste" letter, though written and endorsed entirely in Dutch.

small coastal town even closer to the Southern tip of India than the local capital, Cochin; it was probably dispatched around 2 p.m.

The geography of India at the time is vital to an understanding of this cover, and a simple outline map is given in Fig. 2. Surat was the normal port of departure for 17th century vessels bound for Persia, and is located well North of Bombay. The Malabar coast included the Western coast of the Southern tip of India, and so a voyage from Cochin (on that coast) to Persia via Surat makes perfect sense.



- KEY:-
1. COYLAN
 2. CALICOYLAN
 3. THENERVELY
 4. ALLEPE
 5. PORKA
 6. CALLIKATEN
 7. CANARA

However, it is the back of this cover that makes it so interesting. It still has a good red wax seal, clearly inscribed "COCHIN", but it also has six endorsements, in different inks and different hands, on either side of that seal. They translate as follows:

[two on the short flap]:

The letter has proved to be particularly difficult for my professional translators to transcribe, but it is now clear that it concerns goods shipped with a Persian merchant on board a "fly-boat" (i.e. small coastal vessel) bound for Surat, who is in need of a larger vessel for the voyage on from Surat to Persia. The letter is clearly dated at "Cochin" (near the Southern tip of India) on the "last day of February 1688" (i.e. 29th Feb., because 1688 was a Leap Year), and was signed by three Dutch merchants. It is addressed [see Fig. 1] to the Dutch Commander of South India, Isaac Van Dielen ("Commander of the Malabar Coast, Canara and Vingurla") at "Coylan", which is a

- (1) "Coylan; half past seven, [= p.m.], 1st March 1688".
- (2) "Calicoylan beach; 9 o'clock in the afternoon [= p.m.], 1st March 1688".

[four on the longer flap]:

- (3) "This leaves Thenervely at 3 o'clock at night [=3 a.m.], 2nd March 1688".
- (4) "This leaves Allepe at 6 o'clock in the morning, 2nd March 1688".
- (5) "This leaves Porka at half past seven in the morning, 2nd March 1688 [in fact] about half past nine".
- (6) "This leaves Callikaten at mid-day to one o'clock [= 12.30 p.m.], 2nd March 1688"

It is clear that Commander Van Dielen was a busy man, and this letter followed him around for more than 24 hours, finally catching up with him (perhaps in Canara, the next town up the coast from Calicut), to be endorsed "Received 1st March [1688], about 9 o'clock in the evening" (the recipients' annotation inside the letter - clearly wrongly dated 1st March instead of 2nd March - due to Leap Year confusion?)

Looking at the map (Fig. 2), we can see that the letter rushed all over the place, going back on its tracks a number of times. An unusually zig-zag route for an urgent letter! According to the British Library Naval Charts, the 17th Century Dutch mileages between ports were:

| | |
|------------------------------------|----------|
| Coylan (1) to Allepe (4):- | 3 miles |
| Allepe (4) to Calicoylan (2):- | 1 mile |
| Calicoylan (2) to Thenervely (3):- | 6 miles |
| Thenervely (3) to Porka (5):- | 1 mile |
| Porka (5) to Cochin:- | 12 miles |
| Cochin to Callikaten (6):- | 4 miles |
| Callikaten to Canara (7):- | 4 miles |

This means that the mileages (and transit times) revealed by the letter's timed endorsements were:

| | |
|--------------------------------|--|
| 23 miles (Cochin to Coylan) - | c. 5½ hours? |
| 4 miles (back to Calicoylan) - | 2 hours |
| 6 miles (on to Thenervely) - | 6 hours (overnight) |
| 7 miles (back to Allepe) - | 3 hours (at night) |
| 8 miles (on to Porka) - | 1½ hours |
| 16 miles (on to Callikaten) - | 5 hours |
| 4 miles (on to Canara) - | 8½ hours (? awaiting the addressee in Canara for some 6½ hours?) |

[Locations taken from a 19th century British Library copy of the large 1697 Dutch Chart held in the Hague:- B.L. X/414/229.]

Variant spellings:-

"Kaylon" = Coylan
 "Allapoar" = Allepe
 "Calicoylang" = "Colicoylan" = Calicoylan
 "Tonepoelij" = Thenervely
 "Porca" = Porka
 "Coutchin" = "Cuchin" = Cochin
 "Kalicout" = Callikaten

[Also c.1700 Sailor's Chart by William Hacke; 9.TAB.37 - p.40]

The endorsements were clearly made by the Dutch Postmasters at the various small towns in Cochin, because the letter was addressed to their boss, and the "COCHIN" seal showed that it was on official business. So the times and dates of each place were given, just like on a British Elizabethan "Haste Post Haste" letter, but following a moving target rather than proceeding straight along a single route!

The "stages" traveled by this letter took anything from 1½ to 6 hours, which suggests rather irregularly spaced "Post-towns", but the longer stages seem to have been after dark (i.e. slower). It seems likely that the letter reached its final destination (Canara or somewhere nearby) long before it was opened and the 9 p.m. annotation made by the Commander. Perhaps the Canara Postmaster handed the letter over personally when Van Dielen finally turned up to receive it, and so told him the Canara arrival-time (probably around 2.30 p.m.) personally, rather than making a seventh endorsement.

At least one other letter (dated 1690) to Commander Van Dielen is known (I spotted it in an exhibit at Milan 1998), but it does not have timed endorsements. Do other 17th Century Indian Express letters exist? Are they recorded for the Netherlands and other Continental countries of the 16th/17th Centuries? I shall be glad to hear of any other examples that have been found.

* Note: To speed their letters along, writers once added the instruction "Haste Post Haste" on the envelope.

The production of the first Dutch stamps at the Royal Mint in Utrecht. 1851 -1863

by Hans Caarls
translated by Ed Matthews

This article was written to acquaint the collector with the 1852 issue. A remarkable highlight is the colorful history of the Royal Mint in the era of Netherlands stamp production. This article was first published in 1996 on the occasion of Pozeta'96, held in Alkmaar.

After the constitutional reform of 1848 the first liberal government under Thorbecke introduced a number of basic improvements. The post office had already been nationalized under the Batavian Republic, but the system operated rather poorly, and this was one of the reasons why so much mail was carried by private concerns. Service was unsatisfactory and government lost revenue. Minister P. Ph. van Bosse authored the Postal Act of April 12, 1850 which confirmed the state monopoly, he simplified the transport system and he improved service. Among other things, it was decided to introduce stamps as was already the case in 25 countries with Great Britain in the lead.

Mail delivery at that time was generally carried out with a system of post-payment. It was customary for the recipient of the letter to pay the postage due. Apart from a certain feeling of credit worthiness it was felt that if the mail was delivered with post-payment it would insure that the letter would indeed be delivered to the correct address. A system of prepayment existed as well.

Before 1852 this payment was made in cash, but after January 1, 1852, one could use postage stamps. Initially the introduction was set for January 1, 1851, but as a result of various problems accompanying the transformation of the postal administration, and furthermore the actual stamp production it was decided to set the definitive date for introduction of postage stamps on January 1, 1852.

The obligatory use of postage stamps was introduced only on May 1, 1877. Therefore payment of postage in cash remained possible alongside the usage of postage stamps. Mail to foreign countries had to be franked with stamps starting June 16, 1875 as our country had joined the Universal Postal Union which had been founded in 1874.

The complete change from post-payment to obligatory prepayment created a big stir in the country. Below a few articles from the Postal Act of April 12, 1850:

art. 2 postage is calculated according to distance and weight.

art. 3 postage according to distance is calculated as follows:

| | |
|--|-----------------|
| <i>for a distance of 30 Dutch miles (kilomtrs) or less</i> | <i>5 cents</i> |
| <i>30 to 100 miles inclusive</i> | <i>10 cents</i> |
| <i>above 100 miles</i> | <i>15 cents</i> |

art. 8 postage can be paid at the post office of dispatch or can be left to the account of the addressee of the letter. This person is not obliged to accept the letter or pay its postage, as long as he refuses or gives back the letter immediately when the post office presents it to him, and before the letter has been opened by him or that the seal has been broken.

Why was postage stamp production housed in the National Mint?

Although it would seem logical to house stamp production at the well-known (then and now) printers Johan Enschede & Zn in Haarlem, who since 1814 were printing all the banknotes of the Netherlands Bank and other security paper, the Minister turned to the Mint Master. In a letter addressed to H.M. the King, minister van Bosse explained the motivation for his choice:

production will take several months, but we have to take a decision now as to the site where the plant with the necessary supervision will be located. It would be desirable to locate this inside the building of the mint and to charge the Mint Administration with the supervision. This affords the greatest possible guarantee against all kinds of abuses, and there is a room that is very appropriate without great expenditure and the functionaries of the Mint have the technical knowledge which is an advantage.

The same letter points out that in France stamp production is also under the supervision of the functionaries of the Mint.



Dr. A. Vrolijk


Dr. Agniet Vrolijk, since 1840 Inspecteur Essayeur-Generaal, with the "College of Generaal-Meesters" and appointed on January 1, 1851 as chairman of the Mint Administration, was charged in November 1850 with the preparation of this project and acquainting himself with the printing process technologies and administrative details required for the introduction of postage stamps in France, Prussia, Great Britain and Belgium. Thus, already at the first session of the Mint Administration, postage stamps were discussed and it was proposed to charge the mint master H. A. Bake (later known as Van den Wall Bake) who had been in office since 1845, with their production under supervision of the Mint Administration. A contract in duplicate was made up in Utrecht on July 12, 1851 and registered in The Hague on July 25, 1851.

Start-up problems of stamp production

Dr. Vrolijk carried out the preliminaries thoroughly and with confidence. His very detailed reports show his desire to present all production problems with clarity, this combined with a healthy business sense, and a for that era particularly well developed sense of social welfare. He personally established all the necessary contacts with manufacturers and experts. First of all a graphic design was required. In a formal letter dated April 26, 1851 Minister van Bosse addresses the King:

...they have chosen, following England, and in nearly all countries the likeness of the sovereign or in the republics, such as in America and in France, another picture. May I be permitted through this letter to ask Your Majesty's permission to be allowed to place your portrait on the aforementioned stamps.... If this proposal were to obtain Your Majesty's permission, it would be my intention to charge the most capable engravers in this country with the execution.

The king gave his permission on April 30, 1851 and the famous Amsterdam master engraver Johann Wilhelm Kaiser was invited to make an engraving using a portrait modeled in clay of the reigning monarch, King William III, made by Nicolaas Pieneman.



Transfer Press

During his study travels Vrolijk had made contact with Jacob Wiener, originally from Venlo but now working in Brussels. This equally well-known engraver and die maker, who had acquired experience with the production of the first Belgian stamps (of 1849), appeared prepared to provide the necessary knowledge to reproduce the engraving, the die and the fixed-axe cylinder, as well as the production of the ultimate printing plates. He also furnished the necessary steel plates for them. The transfer machine necessary to rock the die into the plate, stamp by stamp, was furnished by the English firm Perkins. Under Wiener's guidance the first three printing plates of the 5, 10 and 15 cent values were made.

In this framework we have to mention that die cutters at the Mint, Johan Philip Menger and David van der Keller, after having been trained by Wiener by means of a "practice plate", produced all the remaining plates required for the first issue. The final printing plates were 28 cm long, 25.5 cm wide, and 2 cm thick. The engraving was rocked into the plate in blocks of 25 images, each separated by a "bridge" of approx. 0.8 cm. This is the origin of the very rare "bridge pairs" of this issue.



Bridge Pair

While the printing plates were being readied, negotiations were carried out with paper suppliers. The "Erven Dirk Blaauw" (of the "De oude Blaauw" paper mill) in Wormerveer were the only suppliers capable of meeting the exacting requirements. Thus they received the contract to provide....during the good season, the required reams of paper. The paper should be supplied in half reams, of 500 sheets each. The net weight of each half ream, dry and ready for shipment, was to be around 10 Dutch pounds (kilograms). The price per half ream was set at fl. 7.

Manufacturing the stamp paper was complicated. First of all, two screen frames had to be made, each provided with twice a hundred watermarks (100 per sheet). These watermarks, an image of a hunting horn, were added by hand; most probably these horns were made from small sheets of copper. In the Museum for Communication there are two drawings, one of the approved design as well as of a simpler, rejected design.

They were at the time not aware of the fact that the selected watermark was to become a source of considerable aggravation for the paper manufacture. At the location of the watermark there were often holes in the paper and many thousands of sheets of stamp paper had to be

rejected. This caused lost time, since production could only be carried out in the good, i.e. dry season.

In the meantime Vrolijk had received permission in April 1851 to purchase in London a printing press from the firm Hopkinson & Cope. The rooms previously used by the Reminting Commission for its meetings were assigned to stamp production. The meeting rooms were modified a bit to suit. The printing plates were also produced in the building of the National mint, probably in the workshop of the die makers. Fl. 11,000 was made available by the minister for the purchase of printing presses, printing plates etc. and the quoted price for the first delivery was fl. 1.40 per thousand stamps.

The shortage of paper, the apprenticeship of the printer and the rest of the staff, and no less the learning curve of this whole new area, caused the mint master Bake to miss the contractual quantity of 300,000 stamps. Instead of the promised November 1, 1851 date, the stamps were delivered only on December 2, more than a month later. Similar problems with the production of paper was the cause why no stamps could be printed during the month of March 1852!

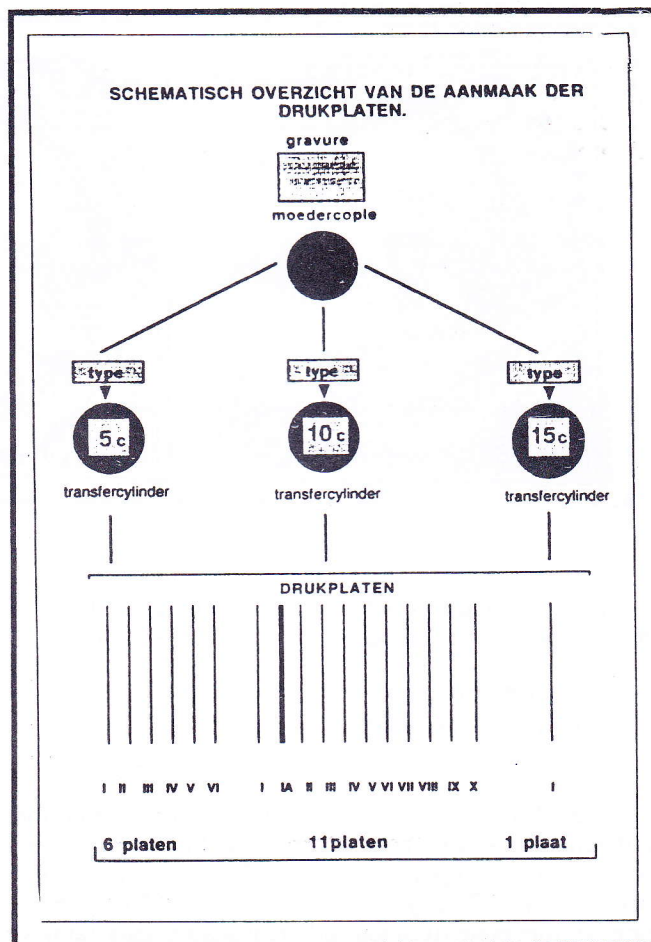
Stamps which were stuck on letters to prepay the postage had to be canceled to prevent re-use. The canceling was accomplished by a marker. The well-known die maker P. Mansvelt from The Hague initially produced the required cancelers. After 1865 the cancelers were also produced at the Mint. In any case, post marks with day indication were in use well before 1852 along with a manuscript postage marking. The Netherlands were the first country in postal history that had used postal markings to indicate the postage due (three stuyver marking) to mark postage due on letters. The postal markings from the period prior to the use of postage stamps are the subject of a specialty collection area, known as eo-philately.

How were the first stamps made?

On a small steel plate an engraving without value indication is made of the effigy of King William III in mirror image. After this the small plate is hardened. The gravure (hereafter called type) is copied four times (three in reserve) onto a steel cylinder. The steel cylinder is hardened and the designs are copied onto small soft steel plates, one for each value. These designs are totally identical to the original engraving. After adding the value indication, these small plates are used to make steel cylinders. The type is transferred as a positive on the cylinder and hardened, which in turn is used by the transfer machine to produce a negative design on the printing plate.

The transfer machine takes care that a) the designs are neatly arranged in rows on the plate, and b) the design is transferred under high pressure by rocking onto the still soft steel plate. This process is repeated 100 times, the designs are checked, and where necessary retouched. Finally the plate is heated and quenched in a solution of

hardening salts. Then the plate is polished and can then be used to print sheets of stamps. (see the schematic of this process).



Schematic Overview of the Plate Production

Developments in the shop of the Royal Mint - printing plates and print runs of the first issue 1852.


Many collectors are unaware that for each value several printing plates were made and have been used. When the plates were worn they were replaced by new ones. Sometimes the old plates were shaved, polished and provided again with 100 designs by the transfer machine mentioned earlier. Apart from wear sometimes other causes rendered a plate unusable. In this way plate IV of the 10 cent value came to an early end because of the alum solution added to the paper to prevent penetration of the printing ink and penetration of the gum from the backside. This alum solution had such a detrimental effect through etching on the plate that it was no longer possible to obtain clear printings.

This printing process, also known as *en taille douce*, is handmade and is characterized by many small flaws. These small flaws and irregularities are corrected by means of retouches. These retouches along with the small scratches on the printing plate give each stamp its own character. These are the basis for plate reconstructions.

That is to say, to place each stamp in the original position it had in the sheet.

Not many of these 40,301,600 stamps have been saved. It is accepted by philatelists that approximately 3% of the

total printing has been saved, which means that 1,209,048 copies are still available. That is to say "ripe and green" copies; many copies are damaged and therefore not really collectable. Leaving out the rare plate IA of the 10 cent, this translates to 71,120 copies per plate. But we should not lose sight of the fact that some plates were in use for a short time only. Plate III of the 5 cent, plate V of the 10 cent, and the only plate of the 15 cent were in use for a long time, thus more copies are known than of e.g. plate II of the 5 cent and plate IX of the 10 cent.



Nr. 2 Plate IV

Nr. 3 Plate I

In all, including plate IA to be discussed later, 18 printing plates were produced:

6 for the 5 cent value - blue
 11 for the 10 cent value - red
 1 for the 15 cent value - orange

Apart from their own characteristics, copies from the different plates have color differences. In those days no color mixing equipment was available and mixing was done "by eye". Thus you have copies of the 5 cent value printed from plate III in four different shades, dark (almost black) blue, dark blue, blue and light blue. The paper also was subject to quite a bit of variation during the 12-year life of this issue. In the beginning the stamps were printed on a good quality thin, hard paper, later on it appears that less attention was paid to paper quality. Slowly the paper became thicker, only to change in 1863 into a thin, porous blotting paper. This paper was so porous that the watermark was often visible as a hole which caused a lot of paper to be rejected.

Between October 1851 and December 1863 a total of 40,301,600 stamps were printed of this issue. The famous philatelist P. W. Waller (the first chairman of the Foundation Dutch Postal Museum) deducted the actual quantities sold by means of archival data.

| | printed | sold | remainder |
|-------------------|------------|------------|-----------|
| 5 cent 6 plates | 20,875,000 | 19,445,818 | 1,429,182 |
| 10 cent 10 plates | 17,044,100 | 15,876,612 | 1,167,488 |
| 15 cent 1 plate | 2,382,500 | 2,126,289 | 256,211 |

The remainders were sold in the course of 1864 prior to and after the introduction of the second issue in May of that year.

Thanks to the fact that envelopes were not yet in general use, the written letters were folded into envelopes. This way many complete letters have been saved which carry the franking indications. Such entire enable the philatelist to check correct and incorrect frankings and they give insight in the postal routes and the accompanying rates of the period.

Security problems with paper and ink.

Although there is in the archives a single mention of "forged postage stamps", no such forged or fake stamp has ever been found. The detailed engraving did not make this easy. Probably the effort was not worth it. In contrast with the nonexistence of forged stamps, the practice of washing of stamps to remove the cancellation in order to use the stamps a second time was common. The well-known Rotterdam lithographer Joseph Vürtheim soon put a stop to this practice by a simple addition to the canceling ink in use up to that time.

The addition consisted of a mixture of incinerated animal bones that are rich in phosphorus, and this phosphorus allowed the ink to penetrate deeper into the paper. From mid-1852 onwards it was no longer possible to remove the cancellations from the postage stamps.

In this framework it is amusing to report that it struck the postal service that often pale stamps came from Gouderak in the province of South Holland. An investigation showed that the stamps were hanging in the window of a shopkeeper ready for sale. They had all been cut from the sheet and with a needle they had been threaded onto a bit of thread for ready removal for sale. Daylight as well as gas light had paled the color of the stamps. The shopkeeper was able to prove his innocence and went free. After this the original beautiful deep blue color was replaced by a lighter blue. In recently discovered archival material it appeared that it was recommended to keep the colors on the light side. The dark blue color made it difficult to distinguish between used and unused stamps.

Sadly, the beautiful color of the first printing never came back. It is worth mentioning that in 1852 a decision of the council of ministers permitted a certain J. Nievergeld from The Hague to pick up two stamps of 5 cents each at the Main Post Office. Initially it was suspected that he had washed stamps and re-used them. A special commission was convened to determine this suspected re-use. It was not able to come to a conclusion and the suspect was given the benefit of the doubt.

At that time a lot of attention was being paid to protect security paper. Especially the Netherlands Bank was very concerned about forgeries of its banknotes. From 1850 on they were consulting with the aforementioned lithographer and editor Vurtheim, who had developed a process of coating security paper prior to printing with a compound that made copying just about impossible. For a long time it was thought that this compound had also been used on a small quantity of stamp paper. It was suspected that Vürtheim's process was used on the paper (100 sheets) for printing the famous plate IA of the 10 cent value. This plate IA was utilized by Jacob Wiener's apprentices (Menger and van der Keller) as a practice plate to learn the art of rocking in the engraving and retouching the engraving on the plate. Later this plate was used by mistake to print stamps. Today about 150 copies from this plate have surfaced and they belong to the most sought after rarities of the first issue.




Plate IA; Alkmaar cancellation

The Vürtheim compound has never been demonstrated to exist in the paper of these stamps. It has been demonstrated in the paper that was used to print the banknotes of the Netherlands Bank. An improved version

of Vürtheim's protection process has been detected in the paper on which the famous Mercury Head had been printed, which until a short while ago was considered a forerunner proof of the very first stamp. This compound mixture was used only at the end of 1852 - beginning of 1853, and further archival research determined that this engraving has to be seen in the framework of trials for new banknotes and related reproduction methods, and thus has nothing to do with the history of the development of the first issue. Much later, in 1866, when stamp production was located at Johan Enschedé & Zn in Haarlem, this famous protection process was applied to the second issue (Haarlem printing).



Mercury Head

References:

- Archives of the Royal Mint in Utrecht
- Archives of the Ministry of Finance
- General National Archives in The Hague
- Archives of the Museum for Communication in The Hague
- Archives of the Museum Enschedé in Haarlem
- Archives of the Netherlands Bank in Amsterdam
- Municipal Archives of the City of Rotterdam
- G. C. J. J. Ottenheim; *Ontstaan en invoering van de eerste Nederlandse postzegels*
- G. C. van Balen Blanken and B. Buurman -17 volumes plate reconstructions
- Study- and contact group Netherlands first issue 1852
- X ray research drs. H. H. van Hugten in Hilversum
- Reports T.N.O. Institute for environmental sciences
- Reports Judicial Laboratory in Rijswijk